

## Stay off of State Parkways

When New York State's picturesque parkway system was built early in the twentieth century, it was designed for automobiles.

### Some bridges on the parkway system have posted vertical clearances as low as 6'11".

Commercial vehicles often strike low bridges causing serious accidents, long delays while they are removed and damage to property.

## Don't Break the Rules

Entering any parkway while driving a commercial vehicle could result in:

- Fines and/or points on your drivers license;
- Possible physical injury to yourself or others;
- Damage to your vehicle;
- Damage to infrastructure;
- Towing fees in excess of \$10,000;
- Reimbursement costs to the State and City for bridge repair;
- Loss of wages; and
- Loss of employment.

## What If I Do?

If you have mistakenly entered a parkway and are approaching a low overhead clearance:

- Stop the truck safely, on the shoulder where practical;
- Turn hazard lights on;
- Call 911 for assistance;
- Set out hazard warning devices if equipped and trained to do so.

## Obey the Signs!

No Commercial Vehicles, Trucks, or Tractor Trailers are Permitted on New York State's Parkways. Commercial Vehicles must look for and obey these signs:



These signs mean "No Trucks." They are typically located at the entrance ramp for parkways or are attached to guide signs indicating roadways where trucks, trailers and tractor trailers are not permitted.

MAXIMUM VEHICLE HEIGHT 6'-11"

This sign prohibits all vehicles above 6'11" in height from entering a roadway where it is posted.



When a bridge has an overhead clearance less than 14 feet, this sign is posted on the bridge indicating the legal overhead clearance of the bridge or elevated structure.

This sign is used to warn drivers in advance of bridges and overhead structures posted with low clearance.

**Note: DO NOT rely solely on GPS units or online mapping services. They may incorrectly route you onto a parkway. Always obey posted signage.**

## Contact Information

If you have any questions or concerns about which state and city routes are designated for commercial vehicles, including trucks, tractor trailers and buses, please contact one of the following offices for assistance:

### New York State Department of Transportation

#### Hudson Valley

In Columbia, Dutchess, Orange, Putnam, Rockland and Westchester Counties  
(845) 431-5750

#### Long Island

In Nassau and Suffolk Counties  
(631) 952-6022

#### In New York City

(718) 482-4526

### New York City Department of Transportation

#### Office of Freight Mobility

(212) 839-6670

## Additional Resources

For additional information and resources to help you plan your trip, visit the agency websites listed below.

Visit [NYS DOT.GOV](http://NYS DOT.GOV) for information on Trucks and Motor Carrier Safety

Visit [NYPERMITS.ORG](http://NYPERMITS.ORG) for information on obtaining truck permits and appropriate truck routes

Visit [HUDSONVALLEYTRAVELER.COM](http://HUDSONVALLEYTRAVELER.COM) for detailed information on New York State Parkway rules and regulations.

Visit [511NY.ORG](http://511NY.ORG) for traffic and travel information or call **511** from your hands free phone for information on weather, construction and traffic delays.

Visit [nyc.gov/trucks](http://nyc.gov/trucks) for information on truck routes and low bridges in New York City or call **311**



# GOT STUCK?

## Truck Drivers:

# Don't let this happen to you.


## Commercial Vehicles, Trucks and Tractor Trailers are **Not Allowed** on New York State Parkways.

# IT'S THE LAW!












Be Prepared for your Trip.

# No Commercial Vehicles, Trucks, or Tractor Trailers are Permitted on these Downstate New York Parkways








## NEW YORK CITY Manhattan, The Bronx, Brooklyn, Queens & Staten Island

- BP** **Belt Parkway**  
Queens & Brooklyn
- BRP** **Bronx River Parkway**  
The Bronx & Westchester County
- CIP** **Cross Island Parkway**  
Queens
- FDR** **Franklin D. Roosevelt Drive**  
Manhattan
-  **Grand Central Parkway** ●  
Queens
- HHP** **Henry Hudson Parkway**  
Manhattan & The Bronx
- HRD** **Harlem River Drive**  
Manhattan
- HRP** **Hutchinson River Parkway**  
The Bronx & Westchester County
- JRP** **Jackie Robinson Parkway**  
Queens & Brooklyn
- KWVP** **Korean War Veterans Parkway**  
Staten Island
- MP** **Mosholu Parkway**  
The Bronx
- PP** **Pelham Parkway** ●  
The Bronx

## LONG ISLAND Nassau County & Suffolk County

-  **Bethpage State Parkway**  
Nassau County
-  **Heckscher Parkway** ●  
Suffolk County
-  **Loop Parkway** ●  
Nassau County
-  **Meadowbrook State Parkway** ●  
Nassau County
-  **Northern State Parkway**  
Nassau & Suffolk Counties
-  **Ocean Parkway** ●  
Nassau & Suffolk Counties
-  **Robert Moses Causeway** ●  
Suffolk County
-  **Sagtikos Parkway**  
Suffolk County
-  **Sunken Meadow Parkway**  
Suffolk County
-  **Southern State Parkway**  
Nassau & Suffolk Counties
-  **Wantagh Parkway** ●  
Nassau County

## HUDSON VALLEY Orange County, Rockland County, Westchester County

-  **Bear Mountain Parkway** ●  
Westchester County
-  **Bronx River Parkway**  
The Bronx & Westchester County
-  **Cross County Parkway**  
Westchester County
-  **Hutchinson River Parkway**  
The Bronx & Westchester County
-  **Long Mountain Parkway**  
Orange County
-  **Lake Welch Parkway**  
Rockland County
-  **Palisades Interstate Parkway**  
Bergen (New Jersey) and Rockland Counties
-  **Sprain Brook Parkway**  
Westchester County
-  **Saw Mill River Parkway**  
Westchester County
-  **Taconic State Parkway**  
Westchester, Putnam, Dutchess, Columbia Counties

